RoHS compliant

Chant Sincere Co., Ltd. 17APR2024 Research & Development Dept.

SPECIFICATION

MATERIALS AND FINISH

1. INSULATOR: PBT
2. CONTACT: BRASS
   CONTACT SURFACE: HALF GOLD TIN 1~30u"
3. SHELL: STEEL, SN OR NI PLATED
4. GROUNDING BRACKET: BRASS, SN PLATED

ELECTRICAL CHARACTERISTICS

1. CONTACT CURRENT RATING: 5.0 A
2. CONTACT RESISTANCE: 30 mΩ MAX.
3. DIELECTRIC WITHSTANDING VOLTAGE: 1000 V AC MIN.
4. INSULATION RESISTANCE: 5000 MΩ MIN.
5. TEMPERATURE RATING: -55°C ~ +105°C

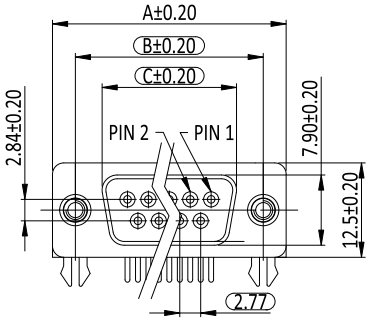

NO. OF CONTACT	A±0.20	B±0.20	C±0.20	D
09	30.90	24.99	16.34	11.08
15	39.24	33.32	24.76	19.30
25	53.10	47.04	38.40	33.24
37	69.50	63.50	54.89	49.86

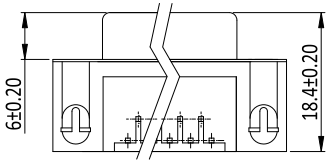

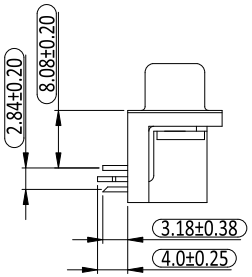

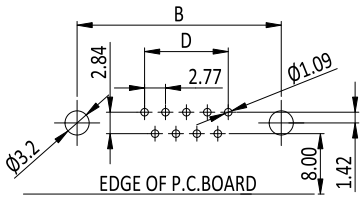

RECOMMENDED P.C.B LAYOUT (TOP VIEW)
TOLERANCES: ±0.05mm

PARTS DIMENSION TABLE

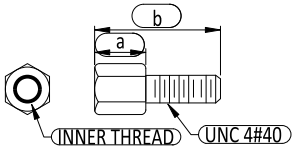

DIM. a	DIM. b	INNER THREAD
4.8	11.8	4#40

ITEM	NEW P/N	OLD P/N	PIN NO.	CONTACT	SHELL	INSULATOR	SCREWS
16	50225020160	205AE09KGTBBA3	9 PIN	GOLD FLASH	SN	PA9T(BLACK)	W/O SCREWS
15	50225020150	205AE37FSTBBA3	37 PIN	GOLD FLASH(SELECTIVE)	SN	PBT(BLACK)	W/O SCREWS
14	50225020140	205AE37FGTBBA3	37 PIN	GOLD FLASH	SN	PBT(BLACK)	W/O SCREWS
13	50225020130	205AE25FGTBBA3	25 PIN	GOLD FLASH	SN	PBT(BLACK)	W/O SCREWS
12	50225020120	205AE25FSTBBA3	25 PIN	GOLD FLASH(SELECTIVE)	SN	PBT(BLACK)	W/O SCREWS
11	50225020110	205AE25FSNBBA3	25 PIN	GOLD FLASH(SELECTIVE)	NI	PBT(BLACK)	W/O SCREWS
10	50225020100	205AE15FGTBBB3	15 PIN	GOLD FLASH	SN	PBT(BLACK)	LOOSE 4.8x11.8
9	50225020090	205AE15FGTBBA3	15 PIN	GOLD FLASH	SN	PBT(BLACK)	W/O SCREWS
8	50225020080	205AE15FSTBBA3	15 PIN	GOLD FLASH(SELECTIVE)	SN	PBT(BLACK)	W/O SCREWS
7	50225020070	205AE09FGNBBB3	9 PIN	GOLD FLASH	NI	PBT(BLACK)	LOOSE 4.8x11.8
6	50225020060	205AE09FGTBBB3	9 PIN	GOLD FLASH	SN	PBT(BLACK)	LOOSE 4.8x11.8
5	50225020050	205AE09FGTBBA2	9 PIN	GOLD FLASH	SN	PBT(BLUE)	W/O SCREWS
4	50225020040	205AE09FGNBBA3	9 PIN	GOLD FLASH	NI	PBT(BLACK)	W/O SCREWS
3	50225020030	205AE09FGTBBA3	9 PIN	GOLD FLASH	SN	PBT(BLACK)	W/O SCREWS
2	50225020020	205AE09FSNBBA3	9 PIN	GOLD FLASH(SELECTIVE)	NI	PBT(BLACK)	W/O SCREWS
1	50225020010	205AE09FSTBBA3	9 PIN	GOLD FLASH(SELECTIVE)	SN	PBT(BLACK)	W/O SCREWS

UNLESS OTHERWISE SPECIFIED TOLERANCE

X.	±0.30	X.°	±3°
.X	±0.25	.X°	±2°
.XX	±0.20	.XX°	±1°
.XXX	±0.15	.XXX°	±0.5°

SIP

ST CmK Cpk

CHANT SINCERE CO.,LTD

SCALE: AS SHOWN	UNIT: mm		
DRAWN: KEVIN_ZHENG	12 Mar 2024	TITLE: D-SUB PCB RIGHT ANGLE	
CHECKED: PEARL_HUNG	12 Mar 2024		
APPROVED: PEARL_HUNG	12 Mar 2024	PART NO. 50225020010	
SIZE A4	SHEET 1/1	REV. A	CODE: H03 / CUSTOMER:

ZONE	REVISION	DESCRIPTION	DATE
	A	ECN-2402032(JOAN)ADD NEW MATERIAL NUMBER	15FEB2024