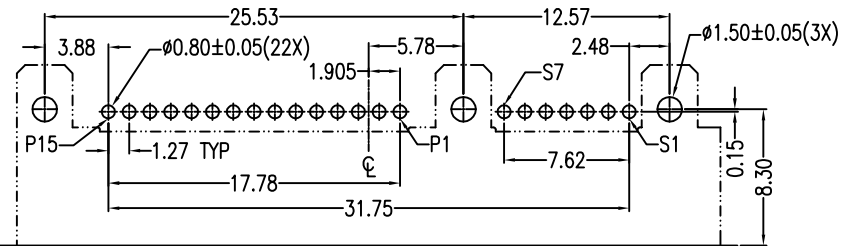
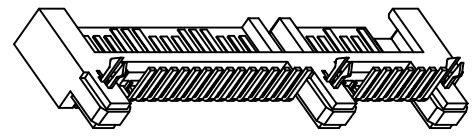
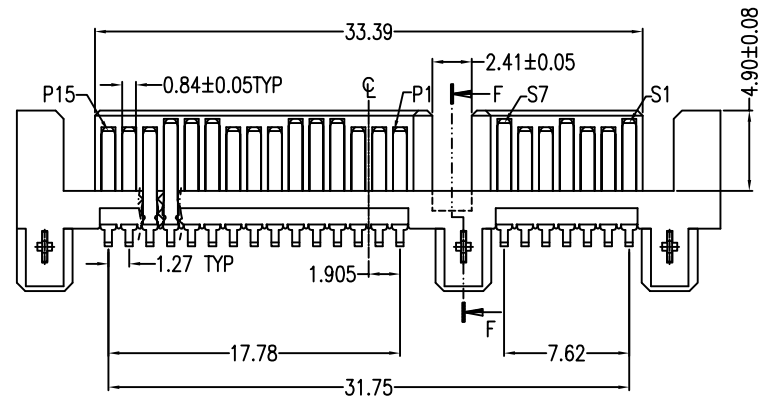
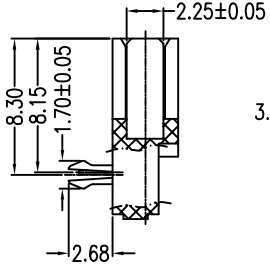
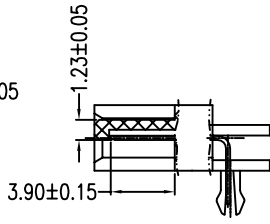
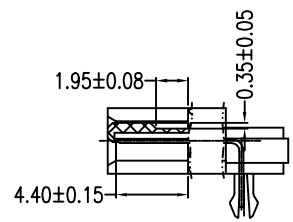


Signal Name	Segment Type	Power Name	Segment Type
S1	GND	P1	V33
S2	A+	P2	V33
S3	A-	P3	V33
S4	GND	P4	GND
S5	B-	P5	GND
S6	B+	P6	GND
S7	GND	P7	V5
		P8	V5
		P9	V5
		P10	GND
		P11	DAS/DSS
		P12	GND
		P13	V12
		P14	V12
		P15	V12



P.C.B. LAYOUT(T=1.60mm)  
COMPONENT SIDE

**NOTES:**

**\*Material**

Housing: LCP+50%G.F, UL 94V-0 rated, Color: Black;  
 Contact: Brass;  
 Plating: Au Plating on contact area  
 Sn(100u"Min) plating on solder Tail.  
 Ni(40u"Min) contact underplating overall.  
 Harpoon: Brass;  
 Plating: Sn(100u"Min) plating over Ni(40u"Min).

**\*Mechanical**

Insertion Force: 45N max.  
 Withdrawal Force: 10N min.  
 Durability: 500 cycles

**\*Electrical Specification**

Current Rating: 1.5 Ampere per contact;  
 Contact Resistance: 30 mΩ max.  
 Insulation Resistance: 1000 MΩ min.  
 Dielectric Withstanding Voltage: 500V AC.

**\*Environmental**

Operating Temperature: -55°C to +85°C.

PART NO.

323 A E 22 M X R 0 0 0 3  
 1 2 3 4 5 6 7 8 9 10 11

- |  |                          |
|--|--------------------------|
| 1.SERIES NO.   | 7.PROCESS OPTION         |
| 2.TYPE: A=Dip  | R=Right Angle            |
| 3.GREEN OPTION:<br>E=RoHS  | 8.FILL IT WITH "0"       |
| 4.CONTACT NUMBER:<br>22  | 9.FILL IT WITH "0"       |
| 5.CONTACT TYPE:<br>M=Male  | 10.FILL IT WITH "0"      |
| 6.CONTACT PLATING<br>S=Gold Flash (Selective)<br>C=15u" Gold (Selective) | 11.INSULATOR:<br>3=Black |

UNLESS OTHERWISE SPECIFIED TOLERANCE	
ANG.	±3'
.0	±0.38
.00	±0.25
.000	±0.20

SCALE: AS SHOWN	UNIT: mm
DRAWN PEARL	07/31/13
CHECKED	/ /
APPROVED	/ /



**CHANT SINCERE CO., LTD**  
 TEL:886-02-86471251 FAX:886-02-86472962

DRAWN NAME:  
 Serial ATA 7+15P 90°  
 DIP Type Male

PRODUCT NO: 323AE22MXR0003

FILE NAME: 323AE22MXR0003(65)

REV.	DESCRIPTION	DATE
1		
2		
3		
4		
5		
6		
7		

SIZE A4 REV. X1