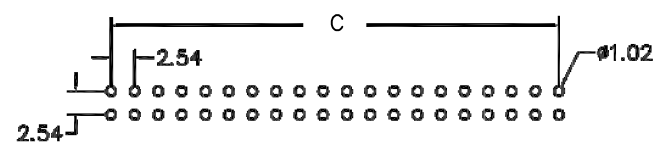
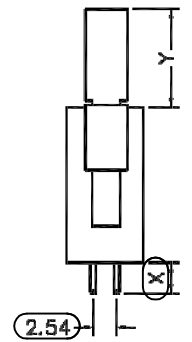
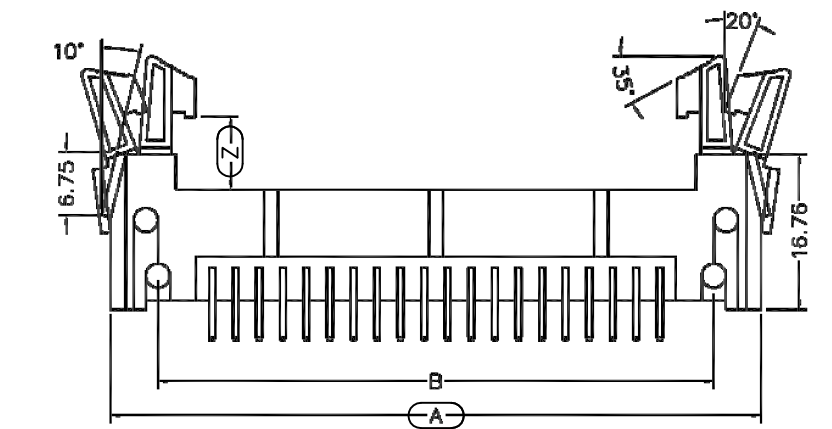


BODY OPTION
DIM. FOR "X":

0	3.4mm
1	6.5mm

LATCH OPTION

	Y	Z
LONG	10.90	7.80
SHORT	10.80	4.50



Recommended P.C.B Layout
TOLERANCES: ±0.05mm

For SIP

SPECIFICATION
MATERIAL
Insulator: Thermal Plastic UL94V-0
Contacts: Brass
ELECTRICAL
Current Rating: 1 Amp
Dielectric Voltage: 500V AC For One minute
Insulation Resistance: 1000 Mohms Min
Contact Resistance: 10 mohms Max.
Operation Temperature: -55°C To +105°C
PART NO.

301	A	X	XX	P	X	X	S	X	X
1	2	3	4	5	6	7	8	9	10

- SERIES NO.
- TYPE:
A=Standard
- GREEN OPTION:
E=RoHS
- CONTACT NUMBER:
See Drawing(EX.P10=10)
- CONTACT TYPE:
P=Non Distributor
- CONTACT PLATING:
G=Gold Flash
- FUNCTION:
A=PCB Dip Type(PBT)
- TERMINAL OPTION:
S=Straight
- BODY OPTION:
DIM. OF "X"
0=Dip(針長3.4mm)(Standard)
- LATCH OPTION
A=Long Latch
B=Short Latch
- INSULATOR COLOR:
3=Black

POSITION	A	B	C	D
10P	31.87	21.70	10.16	17.90
14P	36.95	26.88	15.24	22.95
16P	39.48	29.27	17.78	25.50
20P	44.62	34.50	22.86	30.58
24P	49.67	39.50	27.94	35.70
26P	52.23	42.05	30.48	38.25
30P	57.30	47.20	35.56	43.35
34P	62.38	52.15	40.64	48.40
40P	69.95	59.90	48.26	56.05
50P	82.70	72.55	60.96	68.70
60P	95.45	85.25	73.66	81.50
64P	100.60	90.35	78.74	86.40

UNLESS OTHERWISE SPECIFIED TOLERANCE	
ANG.	±5°
0.	±0.5
.0	±0.3
.00	±0.2
SCALE: AS SHOWN	UNIT: mm
DRAWN PEARL	01/07/2015
CHECKED	/ /
APPROVED	/ /
SIZE A4	REV. K



CHANT SINCERE CO., LTD
TEL:886-02-86471251 FAX:886-02-86472962

DRAWN NAME:
DUAL ROW HEADER (Pitch:2.54mm)
PRODUCT NO:301AXXXPXXSXXX
FILE NAME: 301AEXXPXAS0X3(P)

REV.	DESCRIPTION	DATE