

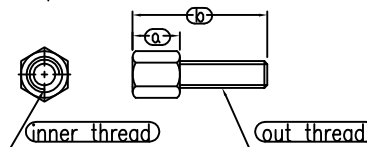
PORT SPACING
DIM. OF "X"

A	15.875
B	19.05
C	22.86

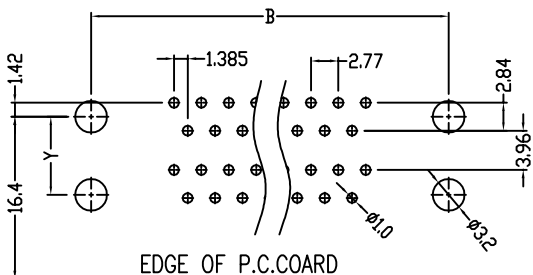
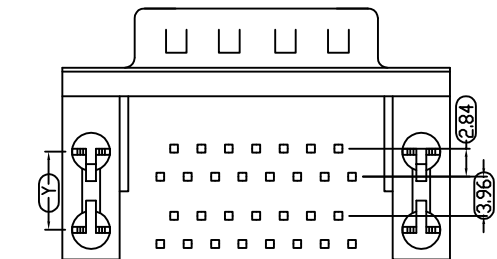
PROCESS OPTION
DIM. OF "Y"

A	6.90
D	7.90

PARTS DIMENSION TABLE



parts no.	DIM. a	DIM. b	inner thread	out thread
B	4.8	11.8	4#40	4#40
D	5.8	12.0	4#40	4#40
K	4.8	11.8	M2.6	4#40



EDGE OF P.C.COARD
RECOMMENDED P.C.B LAYOUT (TOP VIEW)
TOLERANCES:±0.05MM

POSITION	A	B	C
9	16.92	25.00	30.8
15	25.25	33.30	39.2
25	38.96	47.10	53.1
37	55.42	63.50	69.4

SPECIFICATION

MATERIAL

Insulator:Thermal Plastic UL94V-0

Contacts:Copper Alloy

Contacts:Copper Alloy

Shell:Steel

CONTACT PLATING

Underplate:50u"~100u" Nickel

Contact Area:1u"~30u" Selective Gold

Solder Tails Area:100u"~200u" Tin(Lead Free)

ELECTRICAL

Current Rating:3 Amps Max

Contact Resistance:25 mohms Max

Insulation Resistance:3000 Mohms Min @ 500V DC

Dielectric Withstanding Voltage: 1000 VAC / Minute

Temperature Range: -55°C TO +105°C

Recommendable Soldering Conditions: Solder time: 3±0.5 sec

Solder temperature: 245±5°C

PART NO.

213 A X XX A XXXXX 3
1 2 3 4 5 6 7 8 9 10 11

1.SERIES NO.

2.TYPE: A=Standard

3.GREEN OPTION

E=RoHS(Bright)

4.CONTACT NUMBER

09=09/09

15=15/15

25=25/25

37=37/37

5.CONTACT TYPE:

A=M/M

6.CONTACT AREA PLATING:

C=Gold Flash

S=Gold Flash(Selective)

7.TYPE:

A=Standard(Tin Shell)

8.PORT SPACING:

DIM. OF "X"

A=15.875mm(0.625")

9.PROCESS OPTION:

DIM. OF "Y"

A=Dual Boardlocks

(Center Line 6.90mm)

10.PARTS DIMENSION:

A=Non-Accessories

11.INSULATOR: 3=Black

UNLESS OTHERWISE SPECIFIED TOLERANCE	
ANG.	±5°
0.	±0.5
.0	±0.3
.00	±0.2

SCALE: AS SHOWN UNIT: mm

DRAWN PEARL 09/09/2016

CHECKED / /

APPROVED / /

SIZE A4 REV. E



CHANT SINCERE CO.,LTD
TEL:886-02-86471251 FAX:886-02-86472962

DRAWN NAME:
D-SUB DUAL PORT M/M

PRODUCT NO. 213AXXXAXXXX3

FILE NAME: 213AKXXAXXAAA3(60)

REV.	DESCRIPTION	DATE	SIZE	REV.	FILE NAME
1			A4	E	213AKXXAXXAAA3(60)