

需插入公PIN再量測尺寸
1.95±0.05

Plating accd. to
The Requirement
Au/Ni thickness
measurement points
(inside contact points)

NOTES:

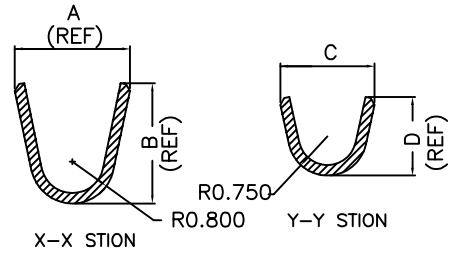
- MATERIAL: Phosphor Bronze (JIS 5191) HV180
Thickness=0.20mm
- CONTACT PLATING
Underplate: 50u"~100u" Nickel
Contact Area: 1u"~50u" Selective Gold
Solder Tails Area: 100u"~200u" Tin/Lead(Brighten Tin)or
100u"~200u" Tin/Lead Free(Brighten Tin/Matte Tin)
- GENERAL: Tolerance±0.15mm ; Angle Tolerance±1.0°
- PITCH = 7.620mm

PART NO.

211 A X 00 F X X X B X 0
1 2 3 4 5 6 7 8 9 10 11

- SERIES NO.
- TYPE: A=Standard
- GREEN OPTION:
E=RoHS(Bright)
- FILL IT WITH "00"
- CONTACT TYPE:
F=Female
- CONTACT AREA PLATING:
G=Gold Flash
S=1u" Gold (Selective)
- CONTACT OPTION.
SEE DRAWING 2 OF 2
0=Left Feed Reel (Crimp Face Out)(Standard)
- WIRE OPTION
D=Boom(Suitanle For 24~26 Awg)
- MATERIAL
B=Phosphor Bronze
- WRAPPED TYPE.
A=Reel Type(5K)
- FILL IT WITH "0"

UNIT: mm



	AWG	BOOM 20-22	BOOM 24-26
DIMENSION	TYPE	A±0.2	B±0.2
A		2.200	2.140
B		2.700	2.260
C		2.00	1.750
D		2.130	1.540

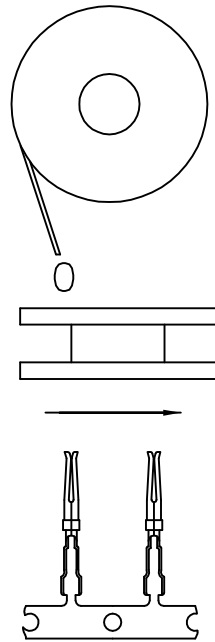
UNLESS OTHERWISE SPECIFIED TOLERANCE	
ANG.	±5°
0.	±0.5
.0	±0.3
.00	±0.2
.000	±0.08

SCALE: AS SHOWN	UNIT: mm
DRAWN JOE	06/09/09
CHECKED	/ /
APPROVED	/ /



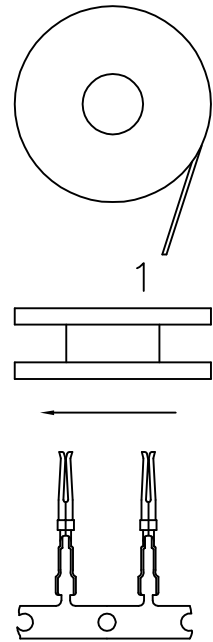
CHANT SINCERE CO.,LTD
TEL:886-02-86471251 FAX:886-02-86472962
DRAWN NAME:
D-SUB CRIMP CONTACTS 1/2
PRODUCT NO. 211AX00FXXXBX0
FILE NAME: 211AK00FXXDBX0(T4)

REV.	DESCRIPTION	DATE	SIZE	REV.
1			A4	L



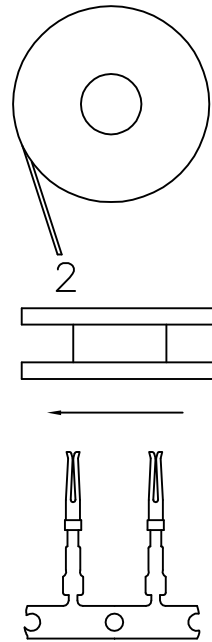
左手上料

1. 料帶朝下.
2. 逆時針方向.
3. Solder 朝外.



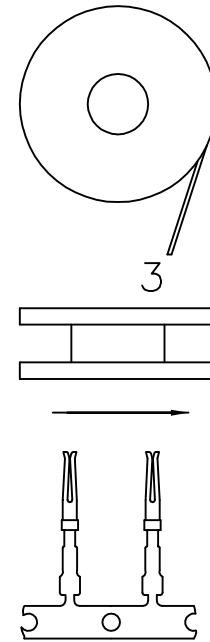
右手上料

1. 料帶朝下.
2. 順時針方向.
3. Solder 朝外.



左手上料

1. 料帶朝下.
2. 逆時針方向.
3. Solder 朝內.



右手上料

1. 料帶朝下.
2. 順時針方向.
3. Solder 朝內.

UNLESS OTHERWISE SPECIFIED TOLERANCE	
ANG.	±5°
0.	±0.5
.0	±0.3
.00	±0.2
SCALE: AS SHOWN	UNIT: mm
DRAWN JOE	06/09/09
CHECKED	/ /
APPROVED	/ /
SIZE A4	REV. L



CHANT SINCERE CO.,LTD
 TEL:886-02-86471251 FAX:886-02-86472962
 DRAWN NAME:
 D-SUB CRIMP CONTACTS 2/2
 PRODUCT NO. 211AX00FXXXBX0
 FILE NAME: 211AK00FXXDBX0(T4)

REV.	DESCRIPTION	DATE
1		
2		
3		
4		
5		
6		
7		
8		
9		
10		