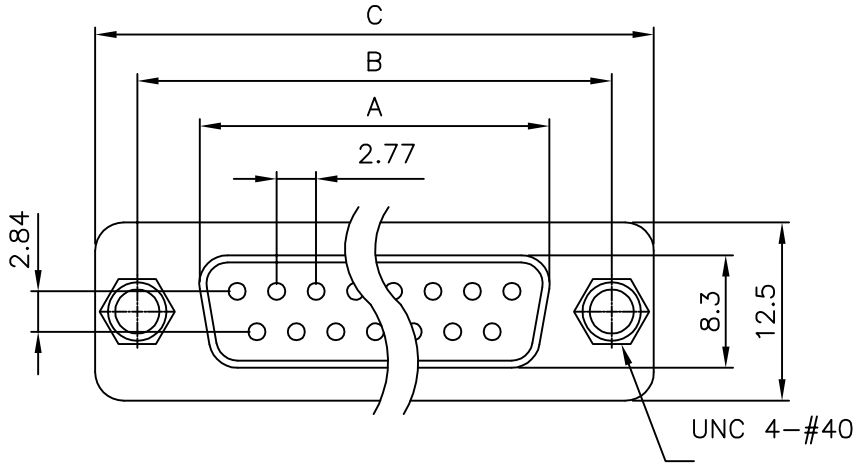

PARTS DIMENSION TABLE

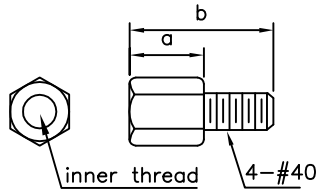

parts no.	DIM. a	DIM. b	inner thread
G	5.0	10.0	4#40
J	4.8	11.8	4#40
K	5.8	12.0	4#40

SPECIFICATION
MATERIAL
Insulator: Thermal Plastic UL94V-0
Contacts: Copper Alloy
Shell: Steel
Rivet,Boardlock: Copper Alloy
CONTACT PLATING
Underplated: 1u"~30u" Selective Gold Over 50u"~100u" Nickel
ELECTRICAL
Operation voltage: 250 VAC max.
Current rating: 3 Amps max.
Contact resistance: 15 mohms max.
Insulation resistance: 3000 Mohms min @ 500 VDC
Dielectric withstanding voltage: 1000 VAC / minute
Temperature Range: -55°C TO +105°C
Part no.

204 A X XX M X X X X X X
1 2 3 4 5 6 7 8 91011

1.SERIES NO.
2.TYPE
A=Standard
3.GREEN OPTION:
E=RoHS
4.CONTACT NUMBER:
09 15 25 37
5.CONTACT TYPE:
M=Male
6.CONTACT PLATING:
G=Gold Flash
7.SHELL PLATING:
P=Tin Plated+Dimple
8.PROCESS OPTION:
DIM. OF "X"
I=5.8mm 180°(Z)Rivet
9.PARTS OPTION:
G=Rear Rivet+Fixed Screws (5.0mm*10.0mm)
10.CONTACT LENGTH:
DIM. OF "Y"
E=13.0mm
F=9.5mm
L=10±0.25mm
11.COLOR:
3=Black

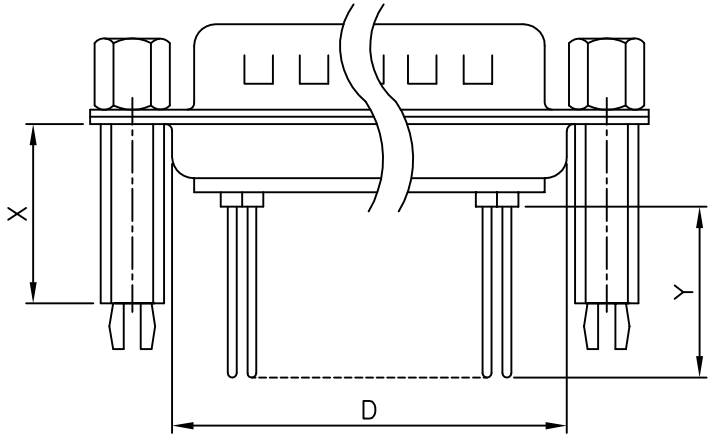

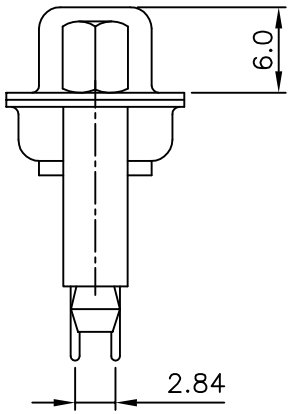

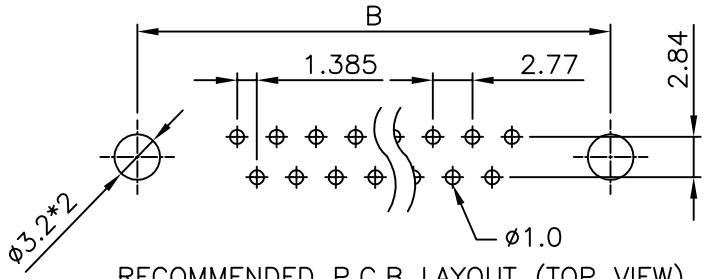

RECOMMENDED P.C.B LAYOUT (TOP VIEW)
TOLERANCES: ±0.05mm

POSITION	A	B	C	D
9M	16.92	25.00	30.8	19.2
15M	25.25	33.30	39.2	27.7
19M	30.60	38.86	44.8	32.8
23M	35.90	44.30	50.3	38.3
25M	38.96	47.10	53.1	41.1
37M	55.42	63.50	69.4	57.3

PROCESS OPTION
DIM. FOR "X":

I	5.8mm
W	11.9mm
M	12.6mm
2	10.0mm
1	10.5±0.1mm

CONTACT LENGTH
DIM. FOR "Y":

E	13.0mm
F	9.5mm
	10±0.25mm

UNLESS OTHERWISE SPECIFIED TOLERANCE
0. ±0.5
.0 ±0.3
.00 ±0.2

CHANT SINCERE CO.,LTD
TEL:886-02-86471251 FAX:886-02-86472962

SCALE: AS SHOWN	UNIT: mm		
DRAWN Vicky	08/01/14	DRAWN NAME: D-SUB PCB STRAIGHT MACHINED WIRE WRAP	
CHECKED	/ /		
APPROVED	/ /	PRODUCT NO. 204AXXXMXXXXXX	
SIZE A4	REV. E	FILE NAME: 204AJXXMXXIGXX	

REV.	DESCRIPTION	DATE